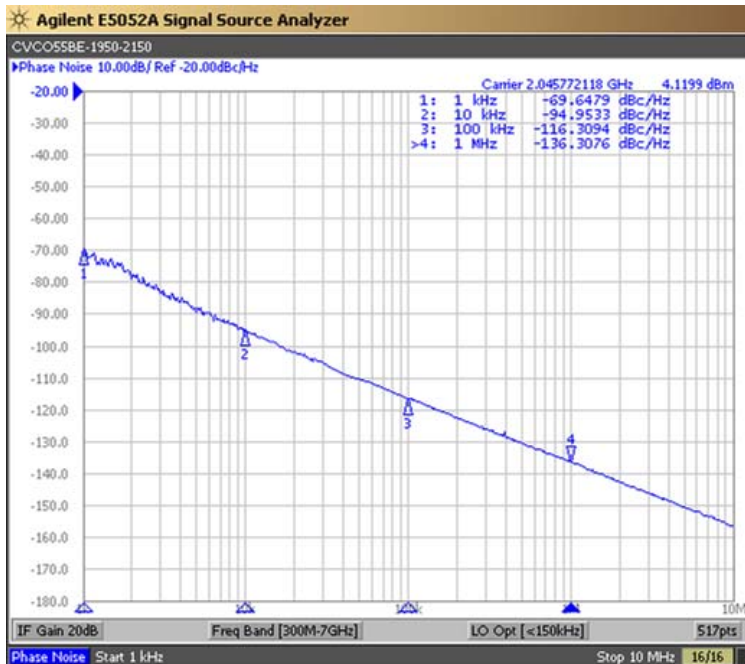


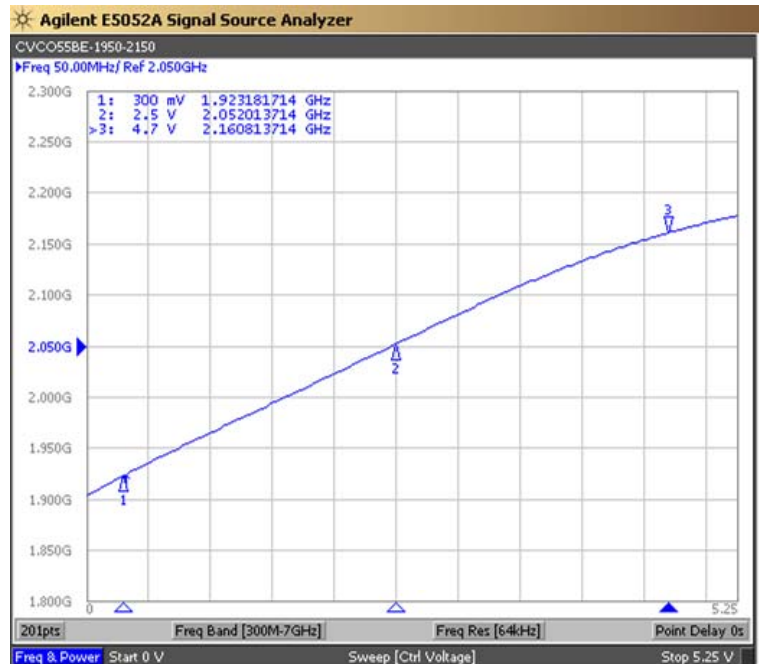


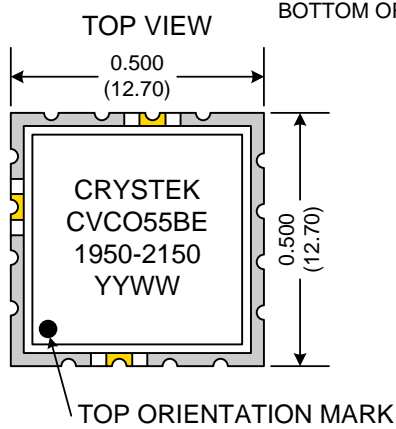
PERFORMANCE SPECIFICATION	MIN	TYP	MAX	UNITS
Lower Frequency:			1950	MHz
Upper Frequency:	2150			MHz
Tuning Voltage:	0.3		4.7	VDC
Supply Voltage:	4.75	5.0	5.25	VDC
Output Power:	+3.0	+5.0	+7.0	dBm
Supply Current:		16	25	mA
Harmonic Suppression (2 nd Harmonic):		-15	-10	dBc
Pushing:		1.0	3.0	MHz/V
Pulling, all Phases:		4.0	10.0	MHz pk-pk
Tuning Sensitivity:		72		MHz/V
Phase Noise @ 10kHz offset:		-96	-92	dBc/Hz
Phase Noise @ 100kHz offset:		-120	-116	dBc/Hz
Load Impedance:		50		Ω
Input Capacitance:			50	pF
Operating Temperature Range:	-40		+85	$^{\circ}$ C
Storage Temperature Range:	-45		+90	$^{\circ}$ C

Phase Noise (1 Hz BW, Typical)



Tuning Curve (Typical)





BOTTOM ORIENTATION MARK



Pad	Connection
2	Vt
10	RF-OUTPUT
14	Vcc
Others	GROUND

- Unless otherwise specified, Dimensions are in: $\frac{IN}{(mm)}$
- Pad Location Dimensions are in: Inches

TAPE AND REEL



Drawing not to scale

Product Control:

Crystek Part Number:	CVCO55BE-1950-2150	Release Date:	10-Sep-12
Revision Level:	E	Responsible:	C. Vales

Specification is subject to change without notice