

Patch cable - VS-04-2X2X26C7/7-SDA/SDB/5,0 - 1653948

Please be informed that the data shown in this PDF Document is generated from our Online Catalog. Please find the complete data in the user's documentation. Our General Terms of Use for Downloads are valid (<http://download.phoenixcontact.com>)



Assembled USB cable, shielded, color: RAL 5021 (water blue), PUR outer sheath, USB type A/standard on USB type B/standard, length: 5 m



Key commercial data

| | |
|--------------------------------------|-----------|
| Packing unit | 1 pc |
| Weight per Piece (excluding packing) | 340.0 GRM |
| Custom tariff number | 85444290 |
| Country of origin | Germany |

Technical data

Mechanical characteristics

| | |
|-----------------------------|---------------------------------|
| Number of positions | 4 |
| Shielded | Yes |
| Insertion/withdrawal cycles | ≥ 500 |
| Cable diameter | 6.70 mm |
| Cable structure | 2x2xAWG26/7 + 2xAWG20/19; S/FTP |
| Length of cable | 5 m |

Ambient conditions

| | |
|---------------------------------|---|
| Ambient temperature (operation) | -20 °C ... 60 °C (cable, fixed installation) |
| | 0 °C ... 50 °C (cable, flexible installation) |
| Degree of protection | IP20 |

Material data

| | |
|------------------------|---------------------|
| Housing material | PA |
| Outer sheath, material | PUR |
| External sheath, color | water blue RAL 5021 |

Patch cable - VS-04-2X2X26C7/7-SDA/SDB/5,0 - 1653948

Technical data

Electrical characteristics

| | |
|---|---------|
| Rated voltage (III/3) | 125 V |
| Rated current | 1 A |
| Transmission characteristics (category) | USB 2.0 |

Line characteristics

| | |
|---|--|
| Cable type | FireWire |
| Cable structure | 2x2xAWG26/7 + 2xAWG20/19; S/FTP |
| Conductor cross section | 2x 2x 0.14 mm ² (signal line) |
| | 2x 0.5 mm ² (Power supply) |
| AWG signal line | 26 |
| Conductor structure signal line | 7x 0.15 mm |
| AWG power supply | 20 |
| Conductor structure, voltage supply | 19x 0.20 mm |
| Core diameter including insulation | ≤ 1.05 mm (signal line) |
| | nom. 1.4 mm (Power supply) |
| External cable diameter | 6.7 mm |
| Wire colors | White-blue, white-orange, white, black |
| External sheath, color | water blue RAL 5021 |
| Insulation resistance | 5 GΩ*km |
| Conductor resistance | 150 Ω/km |
| Transmission characteristics (category) | CAT7, for USB 2.0 (480 Mbps) |
| Working capacitance | 42 pF (per meter) |
| Wave impedance | 100 Ω ±5 % (at 100 MHz) |
| Signal speed | 0.72 c |
| Signal runtime | 4.6 ns/m |
| Shield attenuation | 60 dB (Up to 1000 MHz) |
| Interference suppression | 90 dB (Up to 1000 MHz) |
| Coupling resistance | 5.00 mΩ/m (At 10 MHz) |
| Nominal voltage, cable | ≤ 125 V |
| Test voltage, cable | 1000 V |
| Twisted pairs | 2 cores to the pair |
| Type of pair shielding | Aluminum-lined polyester foil |
| Overall twist | Two pairs and two power supply wires to the core |
| Shielding | Tinned copper braided shield |
| Outer sheath, material | PUR |
| Material conductor insulation | Cell PE (signal line) |
| | PVC (Power supply) |
| Conductor material | Bare Cu litz wires |

Patch cable - VS-04-2X2X26C7/7-SDA/SDB/5,0 - 1653948

Technical data

Line characteristics

| | |
|---|---|
| Cable weight | 59 kg/km |
| Minimum bending radius, fixed installation | 5 x D |
| Minimum bending radius, flexible installation | 5 x D |
| Tensile strength short-term/long-term | ≤ 30 N |
| Special properties | Free of substances which would hinder coating with paint or varnish |
| Flame resistance | complying with IEC 60332-2-2 |
| Resistance to oil | according to EN 60811-2-1 |
| Other resistance | Microbe resistance as per DIN VDE 0282 |
| | Hydrolysis resistance as per DIN 53504 |
| Ambient temperature (operation) | -40 °C ... 70 °C (cable, fixed installation) |
| | -10 °C ... 50 °C (cable, flexible installation) |

Classifications

eCl@ss

| | |
|------------|----------|
| eCl@ss 4.0 | 27140816 |
| eCl@ss 4.1 | 27260701 |
| eCl@ss 5.0 | 27260701 |
| eCl@ss 5.1 | 27260701 |
| eCl@ss 6.0 | 27279218 |
| eCl@ss 7.0 | 27279218 |
| eCl@ss 8.0 | 27279218 |

ETIM

| | |
|----------|----------|
| ETIM 2.0 | EC000830 |
| ETIM 3.0 | EC001855 |
| ETIM 4.0 | EC001855 |
| ETIM 5.0 | EC001855 |

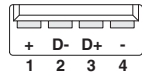
UNSPSC

| | |
|---------------|----------|
| UNSPSC 6.01 | 31261501 |
| UNSPSC 7.0901 | 31261501 |
| UNSPSC 11 | 31261501 |
| UNSPSC 12.01 | 31261501 |
| UNSPSC 13.2 | 31261501 |

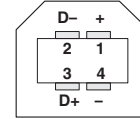
Drawings

Patch cable - VS-04-2X2X26C7/7-SDA/SDB/5,0 - 1653948

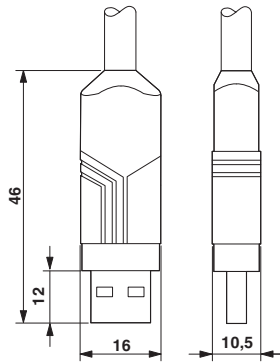
Schematic diagram



Schematic diagram

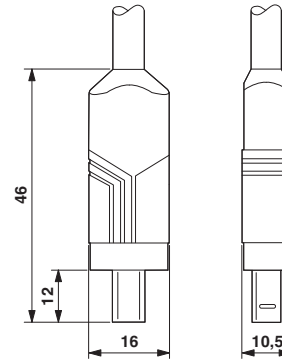


Dimensioned drawing



USB connector, type A, Standard

Dimensioned drawing



USB connector, type B, standard

Circuit diagram

